





Product name and description:
Product classification: (Ready to Use) 
Product classification: (when diluted and in use)

PPE required (diluted):
PPE required (concentrated):

Activity time per shift:	2 minutes	
Users:	Only Trained Personnel	
Frequency of use or task:	Hourly	
	Daily	
	Weekly	
	Monthly	
	Infrequent	X
Persons exposed:	Users and persons in vicinity	
Susceptible workers:	N/A	

PRO SHINE SPECIAL - Wooden furniture polish/care product. Manual process.
Signal Word : Warning <u>Causes serious eye irritation.</u>   
You MUST refer to the CPAs & Task Cards for your PPE requirements.
N/A - ready to use product
Eye/face protection (EN 166): Safety glasses with side-shields Gloves are not required under SDS, however Gloves are requirement for this product when used by ALL colleagues as per Compass policy and best practice.

Dilution: YES <input type="checkbox"/> No <input checked="" type="checkbox"/>
--

Procedure – Cleaning furniture and wood surfaces	
Stage 1	Apply Pro Shine Special onto a clean cloth.
	Refer to the Pro Shine Special Furniture Cleaning Task Card for product application details.

First Aid Information:

Eye contact	Rinse immediately with plenty of water, also under the eyelids, for at least 15 minutes. Remove contact lenses, if present and easy to do. Continue rinsing. Get medical attention.
Skin contact	Rinse with plenty of water.
If inhaled	Get medical attention if symptoms occur.
If swallowed	Rinse mouth. Get medical attention if symptoms occur.

Product Concentrated

At Use Dilution

Firefighting measures:
Special requirements:

Use extinguishing measures that are appropriate to local circumstances and the surrounding environment.
Store in a cool dry room. Do not mix with other chemicals.

Accidental Release Measures
<ul style="list-style-type: none"> • If an accidental release occurs ensure people and colleagues are moved away. • Ensure the spill is dealt with by trained colleagues (i.e. know how to deal with spills and how to use spill kits) and wear appropriate PPE. • Follow the Immediate Spill Response Plan contained within the Environment Toolkit and the Unit Managers Emergency Manual. • If you have any queries please contact your HSE Manager or the HSE Helpline on 0121 457 5194.