





<b>Product name and description:</b>	
<b>Product classification:</b> (Ready to Use)	
<b>Product classification:</b> (when diluted and in use)	

<b>PEP ACTIVE</b> – Graffiti and black mark removal. Spray and wipe manual process.	
Signal Word : <b>Danger</b>	 
Causes severe skin burns and eye damage.	
You <b>MUST</b> refer to the CPAs & Task Cards for your PPE requirements.	

<b>PPE required (diluted):</b>
<b>PPE required (concentrated):</b>

N/A - ready to use product
Eye/face protection (EN166) Highly recommended : <b>Goggles</b> Hand protection (EN 374) <b>Gloves</b>

<b>Activity time per shift:</b>	2 minutes	
<b>Users:</b>	Only Trained Personnel	
<b>Frequency of use or task:</b>	Hourly	
	Daily	
	Weekly	
	Monthly	
	Infrequent	X
<b>Persons exposed:</b>	Users and persons in vicinity	
<b>Susceptible workers:</b>	N/A	

<b>Dilution:</b> YES <input type="checkbox"/> No <input checked="" type="checkbox"/>
--

<b>Procedure – Cleaning surfaces</b>	
<b>Stage 1</b>	Check material compatibility prior to use (test inconspicuous area)
<b>Stage 2</b>	Apply product directly on to surface
Refer to the <b>Pep Active-Graffiti and Black Mark Removal Task Card</b> for product application details.	

**First Aid Information:**

**Product Concentrated**

**At Use Dilution**

<b>Eye contact</b>	Immediately flush eyes with plenty of water, occasionally lifting the upper and lower eyelids. Check for and remove any contact lenses. Continue to rinse for at least 15 minutes. Chemical burns must be treated promptly by a physician. Get medical attention immediately. Call a poison center or physician.
<b>Skin contact</b>	Flush contaminated skin with plenty of water. Remove contaminated clothing and shoes. Continue to rinse for at least 15 minutes. Chemical burns must be treated promptly by a physician. Wash contaminated clothing before reusing. Clean shoes thoroughly before reuse. Get medical attention immediately. Call a poison center or physician.
<b>If inhaled</b>	Remove victim to fresh air and keep at rest in a position comfortable for breathing. If not breathing, if breathing is irregular or if respiratory arrest occurs, provide artificial respiration or oxygen by trained personnel. If unconscious, place in recovery position and get medical attention immediately. Maintain an open airway. Loosen tight clothing such as a collar, tie, belt or waistband. Get medical attention immediately. Call a poison center or physician.
<b>If swallowed</b>	Wash out mouth with water. Remove dentures if any. If material has been swallowed and the exposed person is conscious, give small quantities of water to drink. Stop if the exposed person feels sick as vomiting may be dangerous. Do not induce vomiting unless directed to do so by medical personnel. If vomiting occurs, the head should be kept low so that vomit does not enter the lungs. Chemical burns must be treated promptly by a physician. Never give anything by mouth to an unconscious person. If unconscious, place in recovery position and get medical attention immediately. Maintain an open airway. Loosen tight clothing such as a collar, tie, belt or waistband. Remove victim to fresh air and keep at rest in a position comfortable for breathing. Get medical attention immediately. Call a poison center or physician.

**Firefighting measures:**

Use extinguishing measures that are appropriate to local circumstances and the surrounding environment.

**Special requirements:**

Store in a cool dry room. Do not mix with other chemicals.

**Accidental Release Measures**

- If an accidental release occurs ensure people and colleagues are moved away.
- Ensure the spill is dealt with by trained colleagues (i.e. know how to deal with spills and how to use spill kits) and wear appropriate PPE.
- Follow the Immediate **Spill Response Plan** contained within the **Environment Toolkit** and the **Unit Managers Emergency Manual**.
- If you have any queries please contact your **HSE Manager** or the **HSE Helpline** on **0121 457 5194**.