

Aseptopol EL75 – Surface Sanitising Catering Front of House (2 stage)

HS/TC/107/01 – May 2020

READ BEFORE STARTING



Wear PPE where advised in each step

GLOVES & GOGGLES

You MUST refer to the CPAs & Task Cards for your PPE Requirements





USE BIOCIDES SAFELY. ALWAYS READ THE LABEL AND PRODUCT INFORMATION BEFORE USE


1 Remove any loose food debris



3 Spray cloth with Aseptopol EL75 solution. Wipe surface to clean. Remove all loosened soils.



5 Allow 5 minutes contact time






5 Min



7 Wipe dry with paper towel



2 Fill correctly labelled spray bottle with 600ml of clean water and add via pelican pump 10ml of Aseptopol EL75 and re-fit trigger. - 1 pump per 600ml bottle




4 Spray clean cloth with Aseptopol EL75 solution. Wipe surface to be disinfected, ensuring it is thoroughly wet. 10ml / 1 pump per 600ml trigger via dispenser



6 Rinse surfaces with clean water



8 Dispose of cloth into sealed bag for disposal or laundering (microfibre only)



If in any doubt about the PPE required, please refer to the separate COSHH Product Assessment or your HSE Manager