





Product name and description:	
Product classification: (Concentrated)	
Product classification: (when diluted and in use)	

CARPET SPRAY-EX – Carpet or upholstery spray extraction cleaner - semi-automatic process	
Signal Word: Warning	  
<u>Causes serious eye irritation.</u>	
You MUST refer to the CPAs & Task Cards for your PPE requirements.	

PPE required (diluted):
PPE required (concentrated):

Not required under SDS. However Gloves are requirement for this product when used by ALL colleagues as per Compass policy and best practice.
Eye/face protection (EN 166): Safety glasses with side-shields Gloves not required under SDS. However Gloves are requirement for this product when used by ALL colleagues as per Compass policy and best practice.

Activity time per shift:	1 hour	
Users:	Only Trained Personnel	
Frequency of use or task:	Hourly	
	Daily	
	Weekly	
	Monthly	
	Infrequent	X
Persons exposed:	Users and persons in vicinity	
Susceptible workers:	N/A	

Dilution: YES <input checked="" type="checkbox"/> No <input type="checkbox"/>	via pelican pump 50ml – 200ml per 10L of water (subject to soiling)
--	---

Procedure – Dispenser from 5L container into carpet extraction machine	
Stage 1	Follow machine manufacturers instructions
Stage 2	Dispense product via pelican pump 50ml – 200ml per 10L of water subject to soiling.
	Refer to the <u>Carpet Spray-Ex Carpet Spray Extraction Task Card for product application details.</u>
	<u>When removing or replacing pelican pump in 5L container ensure that correct PPE is used.</u>

First Aid Information:
Product Concentrated
At Use Dilution

Eye contact	Rinse immediately with plenty of water, also under the eyelids, for at least 15 minutes. Remove contact lenses, if present and easy to do. Continue rinsing. Get medical attention.
Skin contact	Rinse with plenty of water.
If inhaled	Get medical attention if symptoms occur.
If swallowed	Rinse mouth. Get medical attention if symptoms occur.

Firefighting measures:
Special requirements:

Use extinguishing measures that are appropriate to local circumstances and the surrounding environment.
Store in a cool dry room. Do not mix with other chemicals.

Accidental Release Measures	
<ul style="list-style-type: none"> • If an accidental release occurs ensure people and colleagues are moved away. • Ensure the spill is dealt with by trained colleagues (i.e. know how to deal with spills and how to use spill kits) and wear appropriate PPE. • Follow the Immediate Spill Response Plan contained within the Environment Toolkit and the Unit Managers Emergency Manual. • If you have any queries please contact your HSE Manager or the HSE Helpline on 0121 457 5194. 	