

Descaling washrooms – Oasis Pro Acid Bath

Version 4 – July 2018 (HS.TC.101.01)



READ BEFORE STARTING




Wear PPE throughout process

You MUST refer to the CPAs & Task Cards for your PPE Requirements




Do not mix with chlorine based chemicals – chlorine products are common in hospitals
Do not use on mild steel


1 Check material compatibility prior to use. Ensure operational area is well ventilated




2 Use dispenser to add 50ml per trigger 600ml bottle. Attach FOAMING head




3 Apply product to surface and spread with a disposable cloth. Pay particular attention to inside the open end of taps.



4 Leave in contact for at least 2 minutes. Brush if necessary.



5 Wipe surfaces with a clean cloth to remove soils



6 Rinse with clean water and dry with cloth

