

Taxat Soft - LAUNDRY BOTTLE CHANGE

HS/TC/074/03 – August 2017



READ BEFORE STARTING




Wear PPE in each step

GLOVES


You MUST refer to the CPAs & Task Cards for your PPE Requirements

Not a hazardous substance or mixture.

1 Undo cap on empty bottle and carefully remove the feed pipe




2 Remove empty bottle and replace with new bottle



3 Undo cap on new bottle and carefully place in feed pipe



4 Tighten cap



5 Place new cap on old bottle and dispose of or recycle



If in any doubt about the PPE required, please refer to the separate COSHH Product Assessment or your HSE Manager