






Product name and description:	
Product classification: (in concentrate form)	 
Product classification: (when diluted and in use)	Not a hazardous substance or mixture.

GREASELIFT (Kitchen Pro) – Oven/Grill Cleaner. Manual process.	
Signal Word : Danger	  
Causes severe skin burns and eye damage. May cause respiratory irritation. You MUST refer to the CPAs & Task Cards for your PPE requirements.	

PPE required (diluted):
PPE required (concentrated):

Not required under SDS. However Gloves are requirement for this product when used by ALL colleagues as per Compass policy and best practice.
Eye/face protection (EN 166) : Safety Goggles Hand protection (EN 374) : Gloves

Activity time per shift:	10 minutes	
Users:	Only Trained Personnel	
Frequency of use or task:	Hourly	
	Daily	X
	Weekly	
	Monthly	
	Infrequent	
Persons exposed:	Users and persons in vicinity	
Susceptible workers:	N/A	

Dilution: YES <input checked="" type="checkbox"/> No <input type="checkbox"/> 50ml of Greaselift in 600 ml of clean water
--

Procedure – Oven Cleaning	
Stage 1	Fill correctly labelled Spray Bottle with 600ml of clean water. Add 50ml Greaselift from dispenser (50ml per bottle set by Ecolab)
Stage 2	Turn off oven and allow to cool to 50°C
Refer to the Kitchen Pro Greaselift Oven and Grill Task Card for product application details.	
When removing or replacing trigger/feed pump ensure that correct PPE is used.	

First Aid Information:

Product Concentrated

At Use Dilution

Eye contact	Rinse immediately with plenty of water, also under the eyelids, for at least 15 minutes. Remove contact lenses, if present and easy to do. Continue rinsing. Get medical attention immediately.	Rinse with plenty of water.
Skin contact	Wash off immediately with plenty of water for at least 15 minutes. Use a mild soap if available. Wash clothing before reuse. Thoroughly clean shoes before reuse. Get medical attention immediately.	Rinse with plenty of water.
If inhaled	Remove to fresh air. Treat symptomatically. Get medical attention if symptoms occur.	Get medical attention if symptoms occur.
If swallowed	Rinse mouth with water. Do NOT induce vomiting. Never give anything by mouth to an unconscious person. Get medical attention immediately.	Rinse mouth. Get medical attention if symptoms occur.

Firefighting measures:

Special requirements:

Use extinguishing measures that are appropriate to local circumstances and the surrounding environment.
Store in a cool dry room. Do not mix with other chemicals.

Accidental Release Measures

- If an accidental release occurs ensure people and colleagues are moved away.
- Ensure the spill is dealt with by trained colleagues (i.e. know how to deal with spills and how to use spill kits) and wear appropriate PPE.
- Follow the Immediate **Spill Response Plan** contained within the **Environment Toolkit** and the **Unit Managers Emergency Manual**.
- If you have any queries please contact your **HSE Manager** or the **HSE Helpline** on **0121 457 5194**.