





Product name and description:	
Product classification: (in concentrate form)	
Product classification: (when diluted and in use)	

PPE required (diluted):
PPE required (concentrated):

Activity time per shift:	2 hours	
Users:	Only Trained Personnel	
Frequency of use or task:	Hourly	
	Daily	X
	Weekly	
	Monthly	
	Infrequent	
Persons exposed:	Users and persons in vicinity	
Susceptible workers:	N/A	

OASIS PRO 16 PREMIUM – Multi-purpose surface cleaner and degreaser. Spray and wipe manual process

Signal Word : **Danger**

Causes severe skin burns and eye damage.
Harmful to aquatic life with long lasting effects.

You **MUST** refer to the CPAs & Task Cards for your PPE requirements.

Not required under SDS. However **Gloves** are requirement for this product when used by ALL colleagues as per Compass policy and best practice.

Eye/face protection (EN 166) : **Safety goggles**
Hand protection (EN 374) : **Gloves**

Via Dispenser 20ml per trigger 600ml spray bottle

Dilution: YES No

If your unit/site has P4U dispensing system in use, please disregard steps 1 and 2

Procedure – Dispensing of product via dosing unit into spray bottle.	
Stage 1	Fill correctly labelled spray bottle with 600ml of clean water.
Stage 2	Add via dispenser 20ml of Oasis Pro 16 per 600ml bottle and re-fit trigger.
	Refer to the <u>Oasis Pro 16 – Surface Cleaning Task Card for product application details.</u>
	<u>When removing or replacing pouch/trigger ensure that correct PPE is used.</u>

First Aid Information:

Product Concentrated

At Use Dilution

Eye contact	Rinse immediately with plenty of water, also under the eyelids, for at least 15 minutes. Remove contact lenses, if present and easy to do. Continue rinsing. Get medical attention immediately.
Skin contact	Wash off immediately with plenty of water for at least 15 minutes. Use a mild soap if available. Wash clothing before reuse. Thoroughly clean shoes before reuse. Get medical attention immediately.
If inhaled	Remove to fresh air. Treat symptomatically. Get medical attention if symptoms occur.
If swallowed	Rinse mouth with water. Do NOT induce vomiting. Never give anything by mouth to an unconscious person. Get medical attention immediately.

Firefighting measures:

Special requirements:

Use extinguishing measures that are appropriate to local circumstances and the surrounding environment.

Store in a cool dry room. Do not mix with other chemicals.

Accidental Release Measures

- If an accidental release occurs ensure people and colleagues are moved away.
- Ensure the spill is dealt with by trained colleagues (i.e. know how to deal with spills and how to use spill kits) and wear appropriate PPE.
- Follow the Immediate **Spill Response Plan** contained within the **Environment Toolkit** and the **Unit Managers Emergency Manual**.
- If you have any queries please contact your **HSE Manager** or the **HSE Helpline** on **0121 457 5194**.