







Product name and description:
Product classification: (in concentrate form)   
Product classification: (when diluted and in use)

STAIN-EX 1 - Laundry stain remover for oily/greasy stains
Signal Word: Danger
<p>Flammable liquid and vapour. May be fatal if swallowed and enters airways. Causes skin irritation. Causes serious eye irritation. You MUST refer to the CPAs & Task Cards for your PPE requirements.</p>   

PPE required (diluted):
PPE required (concentrated):

N/A – Ready to use product
Eye/face protection (EN 166): Safety glasses with side-shields Hand protection (EN 374): Gloves

Activity time per shift:	2 minutes	
Users:	Only Trained Personnel	
Frequency of use or task:	Hourly	
	Daily	
	Weekly	
	Monthly	
	Infrequent	X
Persons exposed:	Users and persons in vicinity	
Susceptible workers:	N/A	

Dilution: YES <input type="checkbox"/> No <input checked="" type="checkbox"/>
--

Procedure – Product application	
Step 1	Apply Stain-ex 1 directly on to stain.
	Refer to the Stain-Ex1 Laundry Stain Removal Task Card for product application details.

First Aid Information:
Product Concentrated
At Use Dilution

Eye contact	Rinse immediately with plenty of water, also under the eyelids, for at least 15 minutes. Remove contact lenses, if present and easy to do. Continue rinsing. Get medical attention.
Skin contact	Wash off immediately with plenty of water for at least 15 minutes. Use a mild soap if available. Get medical attention if irritation develops and persists.
If inhaled	Get medical attention if symptoms occur.
If swallowed	Do NOT induce vomiting. Never give anything by mouth to an unconscious person. Aspiration hazard if swallowed - can enter lungs and cause damage. Get medical attention immediately.

Firefighting measures:
Special requirements:

Use extinguishing measures that are appropriate to local circumstances and the surrounding environment.
Store in a cool dry room. Do not mix with other chemicals.

Accidental Release Measures	
<ul style="list-style-type: none"> If an accidental release occurs ensure people and colleagues are moved away. Ensure the spill is dealt with by trained colleagues (i.e. know how to deal with spills and how to use spill kits) and wear appropriate PPE. Follow the Immediate Spill Response Plan contained within the Environment Toolkit and the Unit Managers Emergency Manual. If you have any queries please contact your HSE Manager or the HSE Helpline on 0121 457 5194. 	

