





Product name and description:
Product classification: (Ready to Use) 
Product classification: (when diluted and in use)

PPE required (diluted):
PPE required (concentrated):

Activity time per shift:	10 minutes	
Users:	Only Trained Personnel	
Frequency of use or task:	Hourly	
	Daily	X
	Weekly	
	Monthly	
	Infrequent	
Persons exposed:	Users and persons in vicinity	
Susceptible workers:	N/A	

ECO-CLIN URINAL TABLETS - Sanitary cleaner. Manual process
Signal Word : Danger
Causes skin irritation. Causes serious eye damage. Harmful to aquatic life with long lasting effects You MUST refer to the CPAs & Task Cards for your PPE requirements.
  

N/A - Ready to Use Product.
Eye/face protection (EN 166) : Safety goggles Hand protection (EN 374) : Gloves

Dilution: YES <input type="checkbox"/> No <input checked="" type="checkbox"/>
--

Procedure – unwrapping and placing tablet	
Stage 1	Unwrap one block
Stage 2	Place in urinal
	Refer to the Eco-clin Urinal Cleaning Task Card for product application details.

First Aid Information:

Product Concentrated

At Use Dilution

Eye contact	Rinse immediately with plenty of water, also under the eyelids, for at least 15 minutes. Remove contact lenses, if present and easy to do. Continue rinsing. Get medical attention immediately.
Skin contact	Wash off immediately with plenty of water for at least 15 minutes. Use a mild soap if available. Get medical attention if irritation develops and persists.
If inhaled	Remove to fresh air. Treat symptomatically. Get medical attention if symptoms occur.
If swallowed	Rinse mouth. Get medical attention if symptoms occur.

Firefighting measures:

Special requirements:

Use extinguishing measures that are appropriate to local circumstances and the surrounding environment.
Store in a cool dry room. Do not mix with other chemicals.

Accidental Release Measures
<ul style="list-style-type: none"> • If an accidental release occurs ensure people and colleagues are moved away. • Ensure the spill is dealt with by trained colleagues (i.e. know how to deal with spills and how to use spill kits) and wear appropriate PPE. • Follow the Immediate Spill Response Plan contained within the Environment Toolkit and the Unit Managers Emergency Manual. • If you have any queries please contact your HSE Manager or the HSE Helpline on 0121 457 5194.