





Product name and description:	
Product classification: (in concentrate form)	
Product classification: (when diluted and in use)	Not a hazardous substance or mixture.

ASSERT LEMON - Dishwash product. Manual process		
Signal Word : Warning		
<u>Causes serious eye irritation.</u>		
		
You MUST refer to the CPAs & Task Cards for your PPE requirements.		

PPE required (diluted):
PPE required (concentrated):

Not required under SDS. However Gloves are requirement for this product when used by ALL colleagues as per Compass policy and best practice.
Eye/face protection (EN 166) : Safety glasses with side-shields Gloves not required under SDS. However Gloves are requirement for this product when used by ALL colleagues as per Compass policy and best practice.

Activity time per shift:	1 hour	
Users:	Only Trained Personnel	
Frequency of use or task:	Hourly	
	Daily	X
	Weekly	
	Monthly	
	Infrequent	
Persons exposed:	Users and persons in vicinity	
Susceptible workers:	N/A	

Dilution: YES <input checked="" type="checkbox"/> No <input type="checkbox"/>	1 to 2 pumps -10ml to 20ml per 10L of water dependent upon soiling
--	--

Procedure – Dispensing from a 5ltr container of washing up liquid via a pelican pump into sink	
Stage 1	Fill sink to required level of water.
Stage 2	Dispense via the pelican pump 1-2 pumps (10ml-20ml).
	Refer to the Assert Lemon – Two Stage Washing Up (heated sterilising sink) Task Card or Assert Lemon – Two Stage Manual Washing Up with Aseptopol EL75 for product application details.
	<u>When removing or replacing pelican pump in 5L bottle ensure that correct PPE is used.</u>

First Aid Information:

Product Concentrated

At Use Dilution

Eye contact	Rinse immediately with plenty of water, also under the eyelids, for at least 15 minutes. Remove contact lenses, if present and easy to do. Continue rinsing. Get medical attention.	Rinse with plenty of water.
Skin contact	Rinse with plenty of water.	Rinse with plenty of water.
If inhaled	Get medical attention if symptoms occur.	Get medical attention if symptoms occur.
If swallowed	Rinse mouth. Get medical attention if symptoms occur.	Rinse mouth. Get medical attention if symptoms occur.

Firefighting measures:

Special requirements:

Use extinguishing measures that are appropriate to local circumstances and the surrounding environment.
Store in a cool dry room. Do not mix with other chemicals.

Accidental Release Measures

- If an accidental release occurs ensure people and colleagues are moved away.
- Ensure the spill is dealt with by trained colleagues (i.e. know how to deal with spills and how to use spill kits) and wear appropriate PPE.
- Follow the Immediate **Spill Response Plan** contained within the **Environment Toolkit** and the **Unit Managers Emergency Manual**.
- If you have any queries please contact your **HSE Manager** or the **HSE Helpline** on **0121 457 5194**.