

# Neomax BMR - PROBLEM STAIN REMOVAL (Graffiti)



HS/TC/067/03 - August 2017

## READ BEFORE STARTING





Wear PPE where advised in each step

**GLOVES, GOGGLES, FACE SHIELD & APRON**



You MUST refer to the CPAs & Task Cards for your PPE Requirements



**1** Fill correctly labelled spray bottle with 600ml of water and dispense Neomax BMR into trigger spray using pelican pump (x1 pump 30ml/trigger)



**2** For new surfaces, test a small area for compatibility. Do not use if reaction occurs



**3** Apply diluted product directly onto affected area from spray bottle



**4** Clean with non-scratch pad, brush or cloth



**5** Allow up to 5 minutes contact time for product to loosen soils



**6** Rinse all surfaces thoroughly with clean water and wipe dry

