

Oasis Pro 20 (OP20) Premium – Non Catering Non Healthcare (2 stage)



HS/TC/114/01 – May 2020

READ BEFORE STARTING



Wear PPE where advised in each step

GLOVES & GOGGLES

You MUST refer to the CPAs & Task Cards for your PPE Requirements




USE BIOCIDES SAFELY. ALWAYS READ THE LABEL AND PRODUCT INFORMATION BEFORE USE

1 Remove any loose food debris




2 Fill correctly labelled spray bottle with 600ml of clean water and add via dispenser 20ml of OP20 (per 600ml bottle) and re-fit trigger.




3 Spray cloth with OP20 solution. Wipe surfaces to clean. Remove all loosened soils.



4 Spray clean cloth with OP20 solution. Wipe surface to be disinfected, ensuring it is thoroughly wet (20ml per 600ml trigger via dispenser)



5 Allow 15 minute contact time



6 Rinse surfaces with clean water



7 Wipe dry with paper towel



If in any doubt about the PPE required, please refer to the separate COSHH Product Assessment or your HSE Manager