






<b>Product name and description:</b>	
<b>Product classification:</b> (in concentrate form)	 
<b>Product classification:</b> (when diluted and in use)	Not Applicable

<b>POLISH CLEANER</b> - Stainless steel care/metal polish - manual process.	
Signal Word: <b>Danger</b> Extremely flammable aerosol. Pressurized container: May burst if heated. Causes skin irritation. Causes serious eye irritation.	  
You MUST refer to the CPAs & Task Cards for your PPE requirements.	

<b>PPE required (diluted):</b>
<b>PPE required (concentrated):</b>

N/A - Ready to Use Product
Eye/face protection (EN 166): <b>Safety glasses with side-shields</b> Hand protection (EN 374): <b>Gloves</b>

<b>Activity time per shift:</b>	20 minutes	
<b>Users:</b>	Only Trained Personnel	
<b>Frequency of use or task:</b>	Hourly	
	Daily	
	Weekly	
	Monthly	
	Infrequent	X
<b>Persons exposed:</b>	Users and persons in vicinity	
<b>Susceptible workers:</b>	N/A	

<b>Dilution:</b> YES <input type="checkbox"/> No <input checked="" type="checkbox"/>
--

<b>Procedure – product application.</b>	
<b>Stage 1</b>	Apply product directly on to cloth and clean required surfaces.
	Keep away from heat, hot surfaces, sparks, open flames and other ignition sources. Do not spray on an open flame or other ignition source. Do not pierce or burn, even after use.
	Refer to the <b>Polish Cleaner – Stainless Steel Maintenance Task Card</b> for product application details.

<b>First Aid Information:</b>
<b>Product Concentrated</b>
<b>At Use Dilution</b>

<b>Eye contact</b>	Rinse immediately with plenty of water, also under the eyelids, for at least 15 minutes. Remove contact lenses, if present and easy to do. Continue rinsing. Get medical attention.
<b>Skin contact</b>	Wash off immediately with plenty of water for at least 15 minutes. Use a mild soap if available. Get medical attention if irritation develops and persists.
<b>If inhaled</b>	Get medical attention if symptoms occur.
<b>If swallowed</b>	Rinse mouth. Get medical attention if symptoms occur.

<b>Firefighting measures:</b>
<b>Special requirements:</b>

Use extinguishing measures that are appropriate to local circumstances and the surrounding environment.
Store in a cool dry room. Do not mix with other chemicals.

<b>Accidental Release Measures</b>	
<ul style="list-style-type: none"> <li>• If an accidental release occurs ensure people and colleagues are moved away.</li> <li>• Ensure the spill is dealt with by trained colleagues (i.e. know how to deal with spills and how to use spill kits) and wear appropriate PPE.</li> <li>• Follow the Immediate <b>Spill Response Plan</b> contained within the <b>Environment Toolkit</b> and the <b>Unit Managers Emergency Manual</b>.</li> <li>• If you have any queries please contact your <b>HSE Manager</b> or the <b>HSE Helpline</b> on <b>0121 457 5194</b>.</li> </ul>	