




Product name and description:
Product classification: (in concentrate form) 
Product classification: (when diluted and in use)

CLEAR DRY HDP PLUS - Rinse aid. Automatic process
Signal Word : Warning
<u>Causes skin irritation.</u>
You MUST refer to the CPAs & Task Cards for your PPE requirements.  

PPE required (diluted):
PPE required (concentrated):

Not required under SDS. However Gloves are requirement for this product when used by ALL colleagues as per Compass policy and best practice.
Hand protection (EN 374) : Gloves

Activity time per shift:	2 minutes	
Users:	Only Trained Personnel	
Frequency of use or task:	Hourly	
	Daily	
	Weekly	X
	Monthly	
	Infrequent	
Persons exposed:	Users and persons in vicinity	
Susceptible workers:	N/A	

Dilution: YES <input type="checkbox"/> No <input checked="" type="checkbox"/>
--

Procedure – replacing empty container, with new container and inserting feed tube.	
Stage 1	Undo cap on empty bottle and carefully remove feed pipe
Stage 2	Remove empty bottle and replace with new bottle
Stage 3	Undo cap on new bottle and carefully place in feed pipe
Stage 4	Tighten cap
Stage 5	Place new cap on old bottle and dispose of or recycle
Refer to the Toprinse Jet Clear Dry HDP-Dishwasher Task Card for product application details.	

First Aid Information:
Product Concentrated
At Use Dilution

Eye contact	Rinse with plenty of water.
Skin contact	Wash off immediately with plenty of water for at least 15 minutes. Use a mild soap if available. Get medical attention if irritation develops and persists.
If inhaled	Get medical attention if symptoms occur.
If swallowed	Rinse mouth. Get medical attention if symptoms occur.

Firefighting measures:
Special requirements:

Use extinguishing measures that are appropriate to local circumstances and the surrounding environment.
Store in a cool dry room. Do not mix with other chemicals.

Accidental Release Measures
<ul style="list-style-type: none"> • If an accidental release occurs ensure people and colleagues are moved away. • Ensure the spill is dealt with by trained colleagues (i.e. know how to deal with spills and how to use spill kits) and wear appropriate PPE. • Follow the Immediate Spill Response Plan contained within the Environment Toolkit and the Unit Managers Emergency Manual. • If you have any queries please contact your HSE Manager or the HSE Helpline on 0121 457 5194.