






COSHH PRODUCT ASSESSMENT (HS\CPA\005\03 - August 2017)

The MSDS For This Product – Although It Is Not Specifically Required - Is Available from <https://safetydata.ecolab.eu/>

Product name and description:
Product classification: (in concentrate form) 
Product classification: (when diluted and in use)

LIME-A-WAY EXTRA – Heavy duty limescale remover for dishwashers and other kitchen appliances. Automatic and manual process.
Signal Word: Danger    
<u>May be corrosive to metals.</u> <u>Causes severe skin burns and eye damage.</u>
You MUST refer to the CPAs & Task Cards for your PPE requirements.
Not required under SDS. However Gloves are requirement for this product when used by ALL colleagues as per Compass policy and best practice.
Eye/face protection (EN 166): Safety goggles Hand protection (EN 374): Gloves Skin and body protection (EN 14605): suitable protective gloves, safety goggles and protective clothing

PPE required (diluted):
PPE required (concentrated):

Activity time per shift:	10 minutes	
Users:	Only Trained Personnel	
Frequency of use or task:	Hourly	
	Daily	
	Weekly	
	Monthly	
	Infrequent	X
Persons exposed:	Users and persons in vicinity	
Susceptible workers:	N/A	

Dilution: YES <input type="checkbox"/> No <input checked="" type="checkbox"/>
--

Procedure – removing/replacing detergent bottle or solid capsule - product application.	
Stage 1	Ensure dishwasher has been drained and refilled with clean water
Stage 2	Disable detergent by safely removing feed tube from bottle or turn the solid capsule upside down in dispenser.
Stage 3	3 pushes (pelican pump 30ml) per 10L of water into wash tank.
Stage 4	After use, carefully place feed tube back in to detergent bottle or reposition solid capsule.
Refer to the <u>Lime-A-Way Extra – Dishwasher Descaling Task Card</u> for full product application details.	
<u>When removing or replacing pelican pump in 5L bottle ensure that correct PPE is used.</u>	

First Aid Information:
Product Concentrated
At Use Dilution

Eye contact	Rinse immediately with plenty of water, also under the eyelids, for at least 15 minutes. Remove contact lenses, if present and easy to do. Continue rinsing. Get medical attention immediately.
Skin contact	Wash off immediately with plenty of water for at least 15 minutes. Use a mild soap if available. Wash clothing before reuse. Thoroughly clean shoes before reuse. Get medical attention immediately.
If inhaled	Remove to fresh air. Treat symptomatically. Get medical attention if symptoms occur.
If swallowed	Rinse mouth with water. Do NOT induce vomiting. Never give anything by mouth to an unconscious person. Get medical attention immediately.

Firefighting measures:
Special requirements:

Use extinguishing measures that are appropriate to local circumstances and the surrounding environment.
Store in a cool dry room. Do not mix with other chemicals.

Accidental Release Measures
<ul style="list-style-type: none"> • If an accidental release occurs ensure people and colleagues are moved away. • Ensure the spill is dealt with by trained colleagues (i.e. know how to deal with spills and how to use spill kits) and wear appropriate PPE. • Follow the Immediate Spill Response Plan contained within the Environment Toolkit and the Unit Managers Emergency Manual. • If you have any queries please contact your HSE Manager or the HSE Helpline on 0121 457 5194.