




Product name and description:
Product classification: (Concentrated) 
Product classification: (when diluted and in use)

PPE required (diluted):
PPE required (concentrated):

Activity time per shift:	2 minutes	
Users:	Only Trained Personnel	
Frequency of use or task:	Hourly	
	Daily	
	Weekly	
	Monthly	X
	Infrequent	
Persons exposed:	Users and persons in vicinity	
Susceptible workers:	N/A	

ECOBRITE OXY – Laundry peroxide destainer.
Signal Word: Danger 
<u>May intensify fire; oxidiser.</u> <u>Harmful if swallowed.</u> <u>Causes serious eye damage.</u> You MUST refer to the CPAs & Task Cards for your PPE requirements. 

Not required under SDS. However Gloves are requirement for this product when used by ALL colleagues as per Compass policy and best practice.
Eye/face protection (EN 166): Safety goggles & Face-shield Hand protection (EN 374): Gloves

Dilution: YES <input type="checkbox"/> No <input checked="" type="checkbox"/>
--

Procedure – Replacing product and switching feed pipes.	
Stage 1	Undo cap on empty bottle and carefully remove feed pipe
Stage 2	Remove empty bottle and replace with new bottle
Stage 3	Undo cap on new bottle and carefully place in feed pipe
Stage 4	Tighten cap
Stage 5	Place new cap on old bottle and dispose of or recycle
	Refer to the <u>Ecobrite Laundry Drum Change Task Card</u> for product application details.
	When removing or replacing trigger/feed pump ensure that correct PPE is used.

First Aid Information:
Product Concentrated
At Use Dilution

Eye contact	Rinse immediately with plenty of water, also under the eyelids, for at least 15 minutes. Remove contact lenses, if present and easy to do. Continue rinsing. Get medical attention immediately.
Skin contact	Rinse with plenty of water.
If inhaled	Remove to fresh air. Treat symptomatically. Get medical attention if symptoms occur.
If swallowed	Rinse mouth. Get medical attention if symptoms occur.

Firefighting measures:
Special requirements:

Use extinguishing measures that are appropriate to local circumstances and the surrounding environment.
Store in a cool dry room. Do not mix with other chemicals.

Accidental Release Measures	
<ul style="list-style-type: none"> • If an accidental release occurs ensure people and colleagues are moved away. • Ensure the spill is dealt with by trained colleagues (i.e. know how to deal with spills and how to use spill kits) and wear appropriate PPE. • Follow the Immediate Spill Response Plan contained within the Environment Toolkit and the Unit Managers Emergency Manual. • If you have any queries please contact your HSE Manager or the HSE Helpline on 0121 457 5194. 	